





















Estrella 220 g/m² long sleeve women's polo

SKU: TP2R6636415

Category: Clothing

Long-sleeve polo shirt with ribbed collar and cuffs, 3-button placket and elastane 1x1 ribbed cuffs. Reinforced covered seams in collar. Slim-fit. Removable label. The model is 168 cm and is wearing size S. Unsure about the size you need? Check out the Roly size guide.



Variations		
Attribute	SKU	Stock
#808080 	TP2R66362U4	4
#808080 	TP2R66362U5	25
#808080 	TP2R66362U6	25
#000000 	TP2R66363O1	16
#000000 	TP2R66363O2	34
#000000 	TP2R66363O3	24
#000000 	TP2R66363O4	11
#000000 	TP2R66363O5	3
#000000 	TP2R66363O6	19
#484E41 	TP2R66364B1	21
#484E41 	TP2R66364B2	10
#484E41 	TP2R66364B3	27
#484E41 	TP2R66364B4	16
#484E41 	TP2R66364B5	18
#484E41 	TP2R66364B6	17
#E41F26 	TP2R66364I1	0
#E41F26 	TP2R66364I2	8
#E41F26 	TP2R66364I3	2
#E41F26 	TP2R66364I4	1
#E41F26 	TP2R66364I5	17